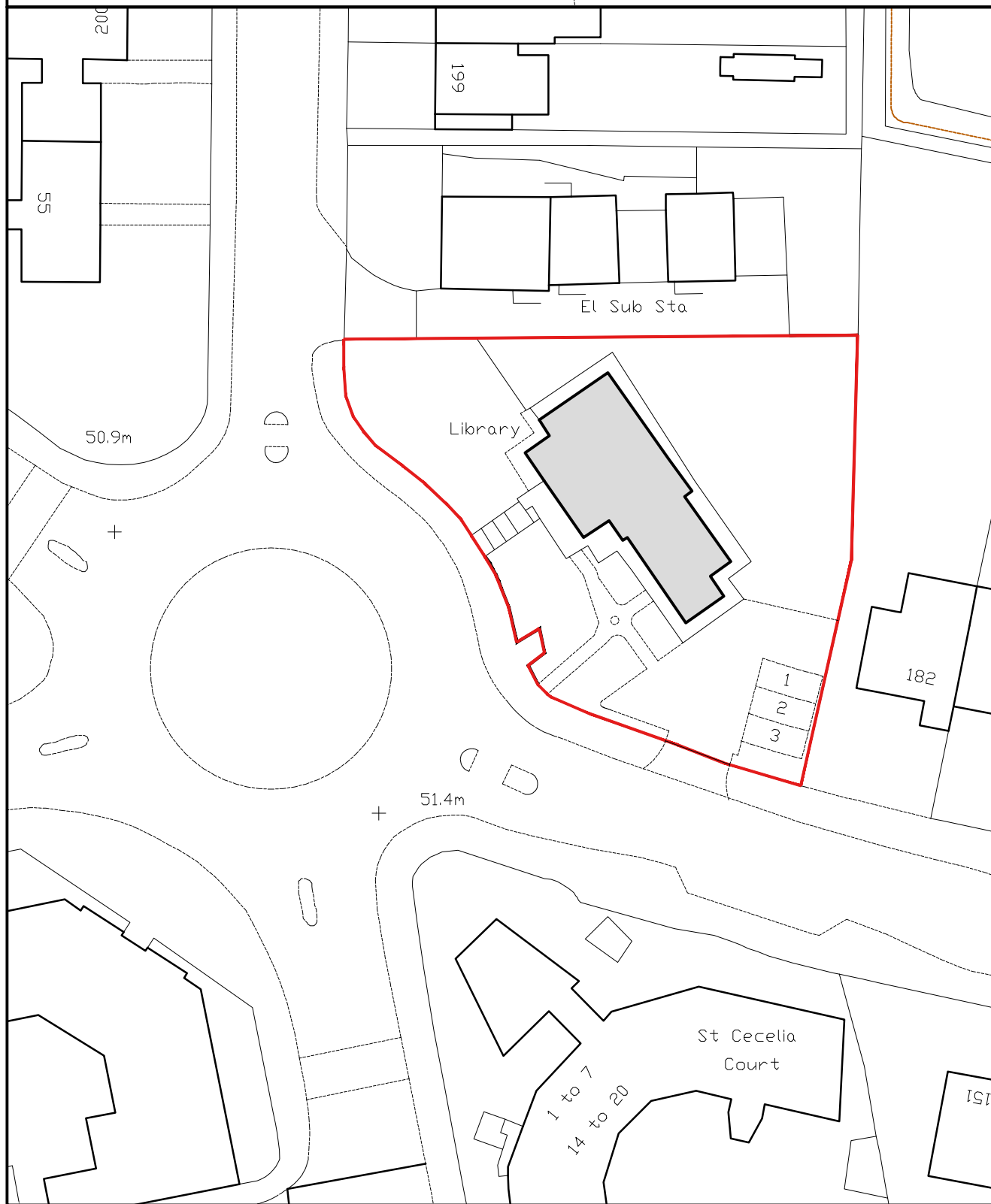


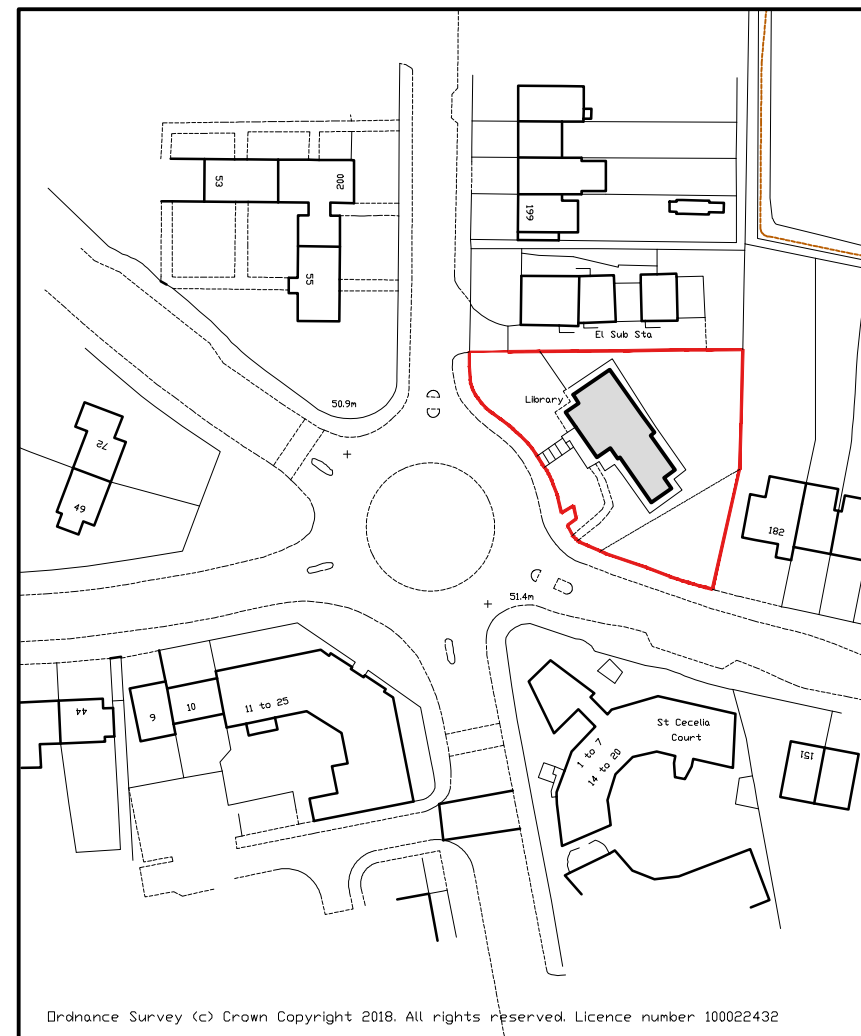
Ordnance Survey (c) Crown Copyright 2018. All rights reserved. Licence number 100022432



BLOCK PLAN
Scale 1:500

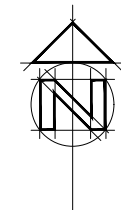
Disclaimer
THIS DRAWING MUST NOT BE SCALED UNLESS ISSUED FOR PLANNING PURPOSES.
ALL DIMENSIONS ARE TO BE VERIFIED PRIOR TO SETTING OUT, COMMENCING WORK, OR PRODUCTION OF FABRICATION DRAWINGS.
REPORT ANY DISCREPANCIES TO THE SUPERVISING OFFICER IMMEDIATELY.
DRAWINGS MARKED AS 'DRAFT' ARE FOR APPROVAL ONLY AND NOT ISSUED FOR CONSTRUCTION PURPOSES. COPYRIGHT ©

Rev	Description	By	Date
?		?	?



Ordnance Survey (c) Crown Copyright 2018. All rights reserved. Licence number 100022432

LOCATION PLAN
Scale 1:1250




1:1250 scale Bar

This Drawing has been produced for printing onto A3 size paper, If printing on any other size please use the scale bar below.



1:500 scale Bar

This Drawing has been produced for printing onto A3 size paper, If printing on any other size please use the scale bar below.



Day • Tanner Limited

ARCHITECTURE
AND PLANNING

www.daytanner.co.uk

CLIENT Reading Borough Council

JOB Whitley Library, Northumberland Avenue, Reading RG2 7PX

DRG LOCATION AND BLOCK PLAN

SCALE 1:500 / 1:1250 DRAWN ES

DATE OCTOBER 2018

3576/210

Suite 1A
Market House
19-21 Market Place
Wokingham
Berkshire
RG40 1AP
0118 989 0808
info@daytanner.co.uk